



### Model Number

**NBB1,5-4M25-E0-V3**

### Features

- Basic series
- 1.5 mm flush

### Accessories

#### BF 4

Mounting flange, 4 mm

#### V3-WM

Female connector, M8, 3-pin, field attachable

#### V3-GM-2M-PUR

Cable socket, M8, 3-pin, PUR cable

#### V3-GM

Female connector, M8, 3-pin, field attachable

#### V3-WM-2M-PUR

Cable socket, M8, 3-pin, PUR cable

## Technical Data

### General specifications

Switching element function		NPN	NO
Rated operating distance	$s_n$	1.5 mm	
Installation		flush	
Output polarity		DC	
Assured operating distance	$s_a$	0 ... 1.215 mm	
Actuating element		4.5 mm x 4.5 mm x 1 mm	
Reduction factor $r_{Al}$		0.45	
Reduction factor $r_{Cu}$		0.36	
Reduction factor $r_{304}$		0.87	
Reduction factor $r_{Brass}$		0.56	

### Nominal ratings

Operating voltage	$U_B$	10 ... 30 V	
Switching frequency	$f$	0 ... 3000 Hz	
Hysteresis	$H$	1 ... 15 %	
Reverse polarity protection		reverse polarity protected	
Short-circuit protection		pulsing	
Voltage drop	$U_d$	$\leq 3$ V	
Operating current	$I_L$	0 ... 200 mA	
Off-state current	$I_r$	0 ... 0.1 mA typ. 0.1 $\mu$ A at 25 °C	
No-load supply current	$I_0$	$\leq 10$ mA	
Switching state indicator		LED, yellow	

### Ambient conditions

Ambient temperature		-25 ... 70 °C (-13 ... 158 °F)
---------------------	--	--------------------------------

### Mechanical specifications

Connection type	Connector M8 x 1, 3-pin
Housing material	Stainless steel 1.4305 / AISI 303
Sensing face	POM
Degree of protection	IP67

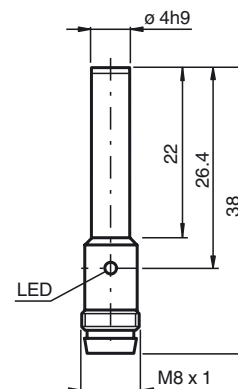
### Compliance with standards and directives

Standard conformity	
Standards	EN 60947-5-2:2007 IEC 60947-5-2:2007

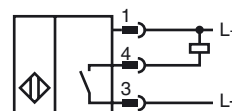
### Approvals and certificates

UL approval	cULus Listed, General Purpose
CSA approval	cCSAus Listed, General Purpose
CCC approval	CCC approval / marking not required for products rated $\leq 36$ V

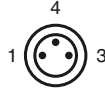
## Dimensions



## Electrical Connection



## Pinout



Wire colors in accordance with EN 60947-5-2

1		BN	(brown)
3		BU	(blue)
4		BK	(black)